


SR3101M - KR3101M

PORTAPACCO SPECIFICO - SPECIFIC HOLDER - PORTE-PAQUET SPÉCIFIQUE - SPEZIFISCHER TRÄGER - PORTA-EQUIPAJE ESPECÍFICO

SUZUKI DL650 V-STROM L2-L3 (2011-2013)

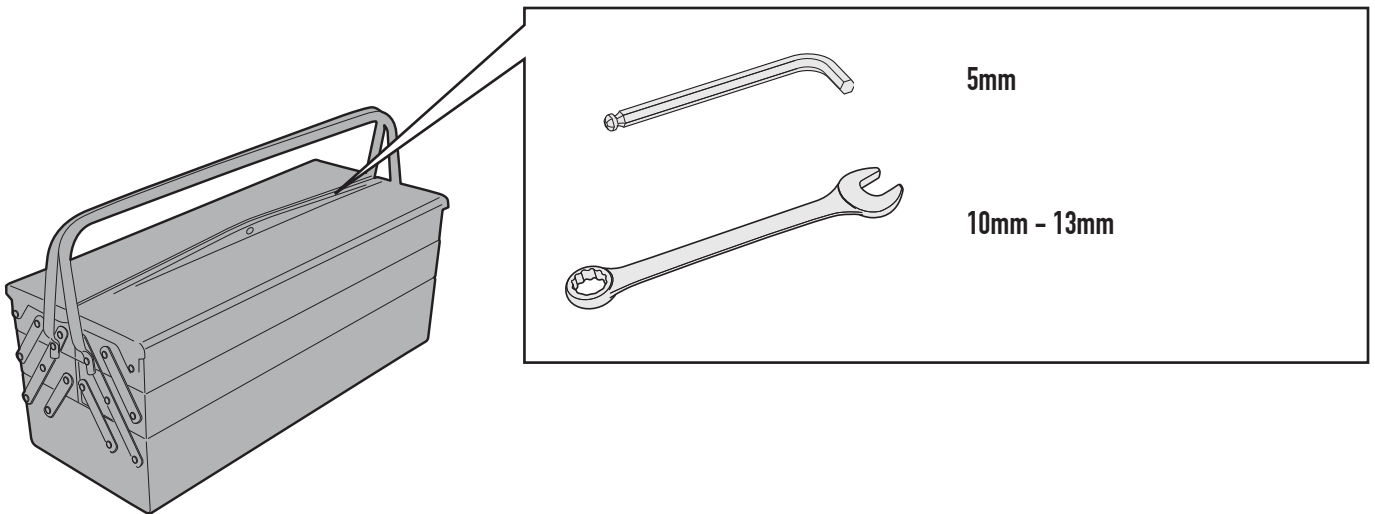
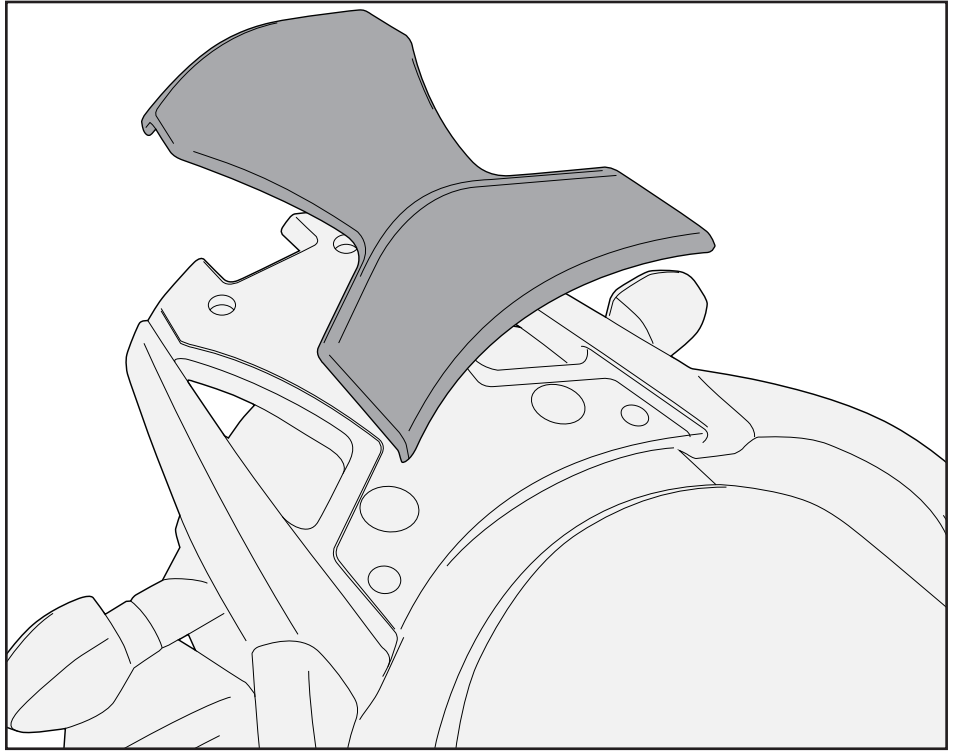
N°	Descrizione	Caratteristiche	Codice	Quantità	
1	Supporto - Support - Support Halterung - Soporte - Apoio	Sp. 3mm	GL1984	1	
2	Vite - Screw Vis - Schraube Tornillo - Parafuso	TSCEI M8x25	825TSP	2	
3	Vite - Screw Vis - Schraube Tornillo - Parafuso	TSCEI M8x50	850TSP	2	
4	Vite - Screw Vis - Schraube Tornillo - Parafuso	TCEI M6x20	620TCE	2	
5	Dado - Bolt - Ecrou Mutter - Tuerca - Porca	Auto Bloccante Flangiato Ribassato M8	8DADIFN	2	
6	Dado - Bolt - Ecrou Mutter - Tuerca - Porca	Auto Bloccante Flangiato Ribassato M6	6DADIABFN	2	
7	Distanziale - Spacer Entretoise - Distanzstueck Distanciador - Espaçador	Ø20x15 foro 10.5mm	C20L15F10,5T	2	
8	Particolari Inclusi Nel Kit Viteria Della Piastra Components Included In The Fitting Kit Of The Plate Pièces Incluses Dans Le Kit De Vis De La Platine Die Einzelnen Teile Sind Bei Montagekit Der Platte Enthalten Despieces Incluidos En El Kit De Anclajes De La Parrilla Explodiu incluído no Kit as âncoras da grelha	-	-	-	-

SR3101M - KR3101M

PORTAPACCO SPECIFICO - SPECIFIC HOLDER - PORTE-PAQUET SPÉCIFIQUE - SPEZIFISCHER TRÄGER - PORTA-EQUIPAJE ESPECÍFICO

SUZUKI DL650 V-STROM L2-L3 (2011-2013)

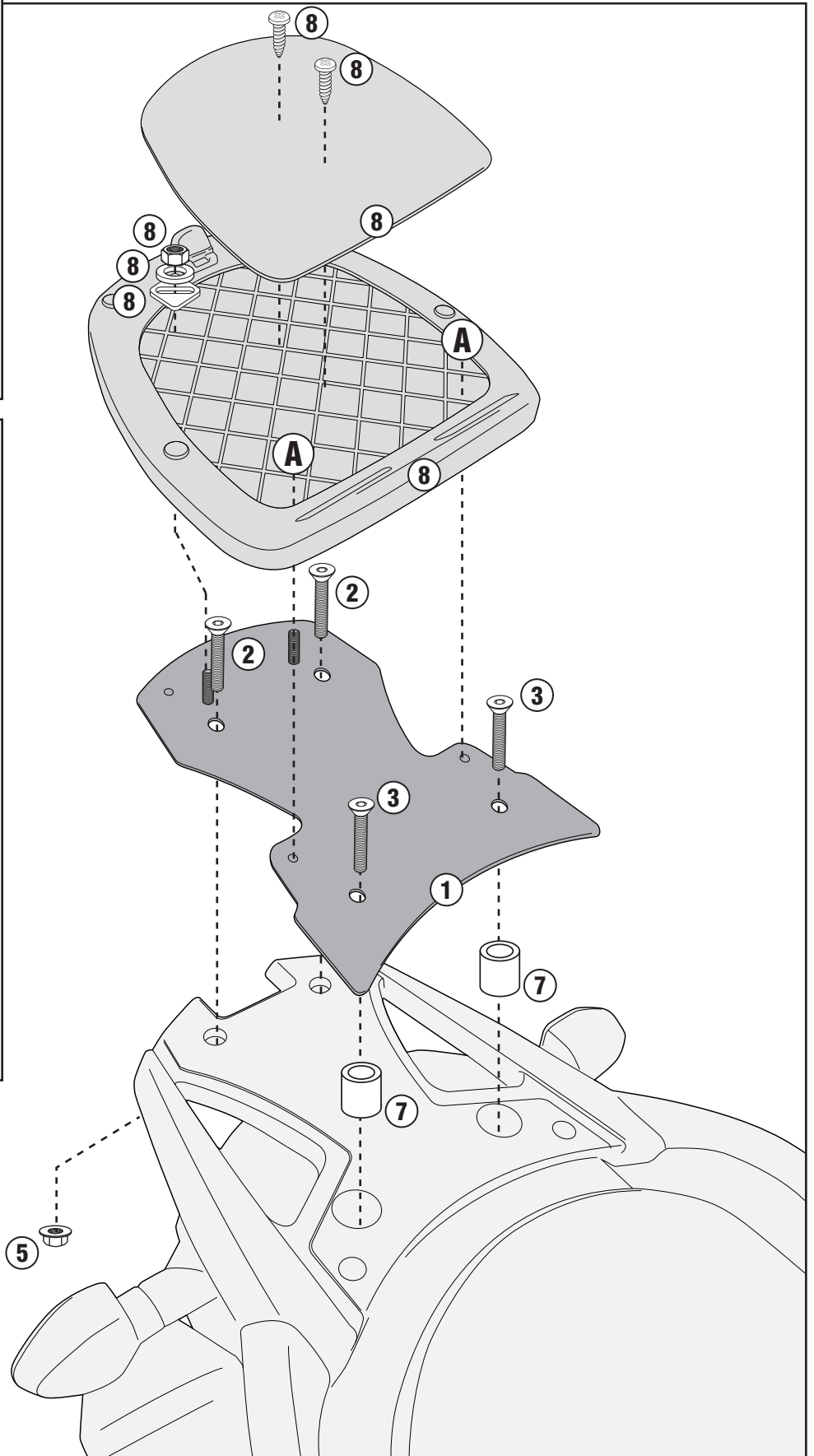
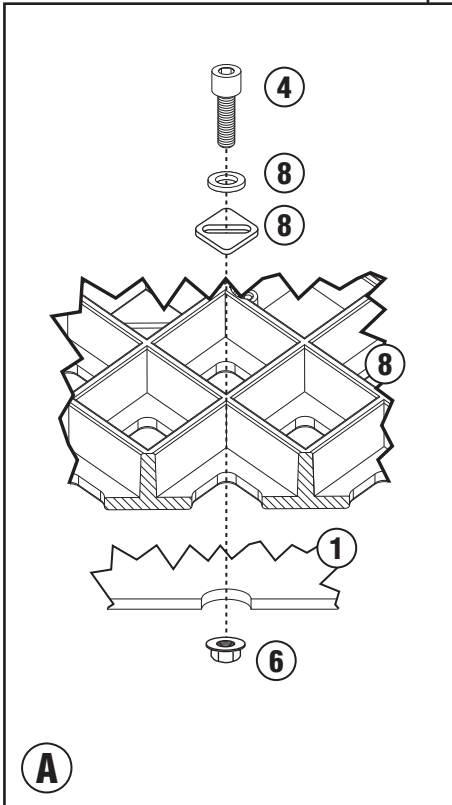
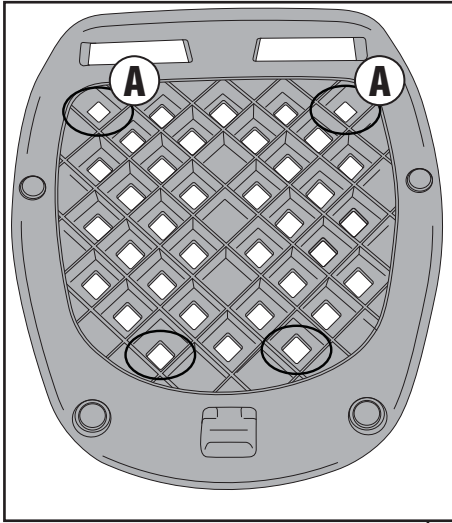
TOGLIERE
REMOVE
ENLEVER
ENTFERNEN
QUITAR
REMOVER



SR3101M - KR3101M

PORTAPACCO SPECIFICO - SPECIFIC HOLDER - PORTE-PAQUET SPÉCIFIQUE - SPEZIFISCHER TRÄGER - PORTA-EQUIPAJE ESPECÍFICO

SUZUKI DL650 V-STROM L2-L3 (2011-2013)



ISTRUZIONI DI MONTAGGIO - MOUNTING INSTRUCTIONS
INSTRUCTIONS DE MONTAGE - BAUANLEITUNG
INSTRUCCIONES DE MONTAJE - INSTRUCCIONES DE MONTAJEM